



# Firefox Automatic Updates

11/3/2008


1. eSIS Report Cards and Vista (OS)
  - a. You will need to use version 2.0.x of Firefox, (Version 3.x will not work with eSIS).
  - b. Once you have installed version 2.0x you will need to disable Firefox's automatic update features.
  - c. It is also highly recommended to run Firefox in Safe Mode as it will remove any/all additional Toolbars.

2. Click the Start button 

3. In the Search Bar type "firefox" 

4. Click on Firefox (Safe Mode) 

5. The Firefox Safe Mode window opens

6. Uncheck all of the option boxes 


7. Click the Continue in Safe Mode button 

8. The Mozilla Firefox Start Page - Mozilla Firefox window opens

9. Select the Tools menu 

10. Select Options... 

11. Select the Advanced item 

12. Check **off** the three boxes 

13. Click the OK button 